

We Need that Bed!

Why a Level I trauma center is investing in Community Paramedicine

Tia Radant, MS ACP
Jennifer Murphree, ACP CP
Aaron Burnett MD, FACEP

Regions Hospital



Saint Paul, Minnesota



Regions EMS Department

PARTNERS IN EMS



EMS Department

- * 4 Physicians
- * 1 EMS Fellow
- * 7 CP's
- * 50 Educators
- * 80 Event Team

EMS Partners with:

- * 27 EMS agencies
- * 1,800 PCP's
- * 800+ ICP's
- * 380+ ACP's
- * 55+ RNs




Regions Hospital[®]
Emergency Medical Services



Regions EMS CP Team





Regions Hospital Community Paramedic Pilot



CHF, COPD, AMI

100 Total Enrolled

Intro at hospital

Community Paramedic Pilot

Readmission Reduction

1-2 CP visits/week

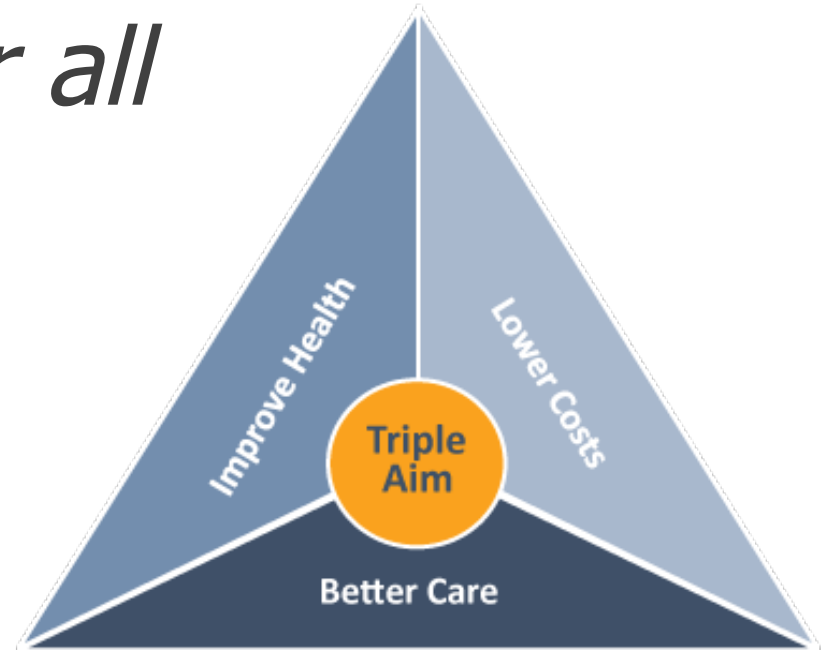
30-45 days

Resource Connections

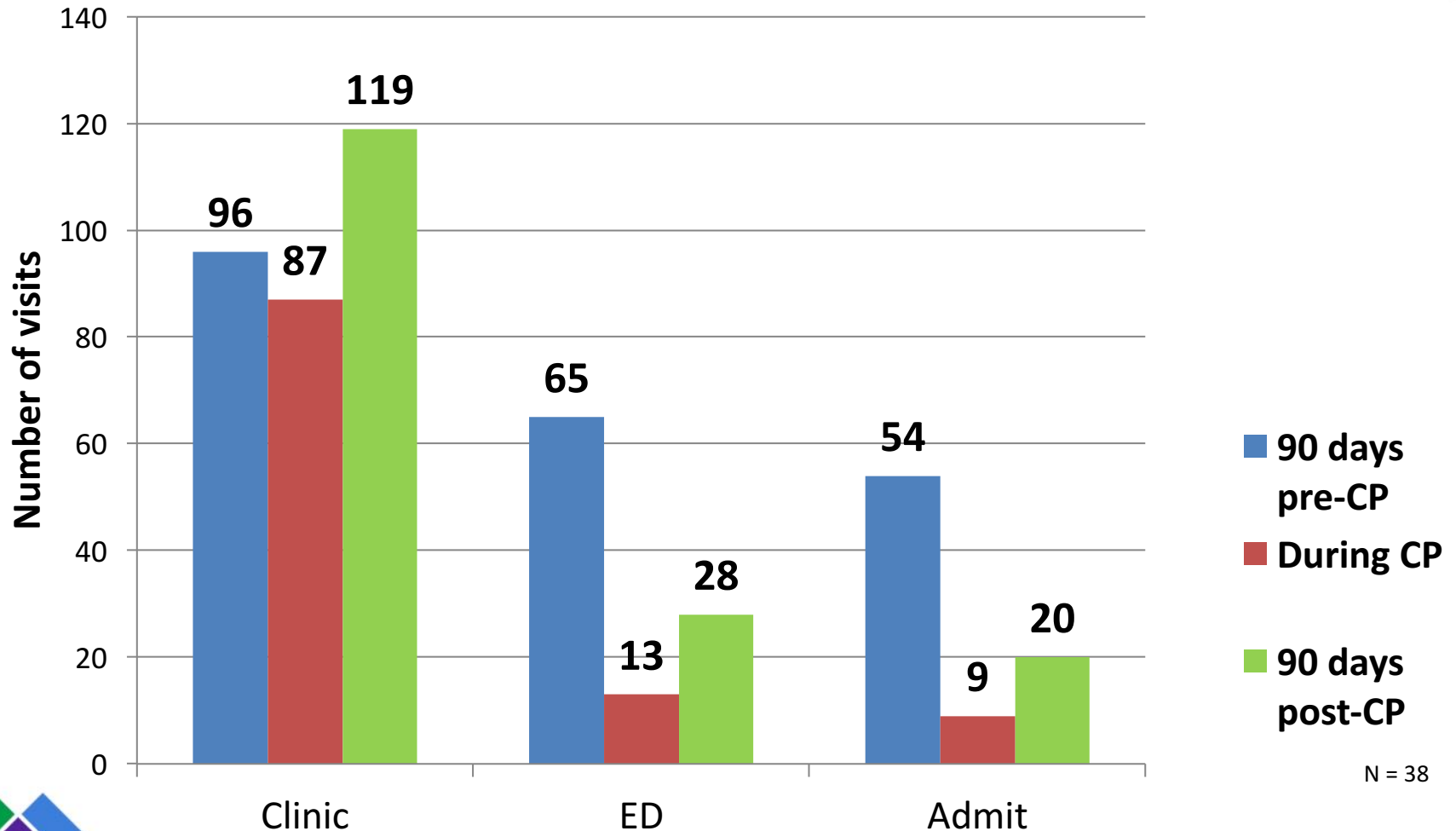


Vision

*Health as it could be,
affordability as it must be,
through relationships built on
trust and service for all*

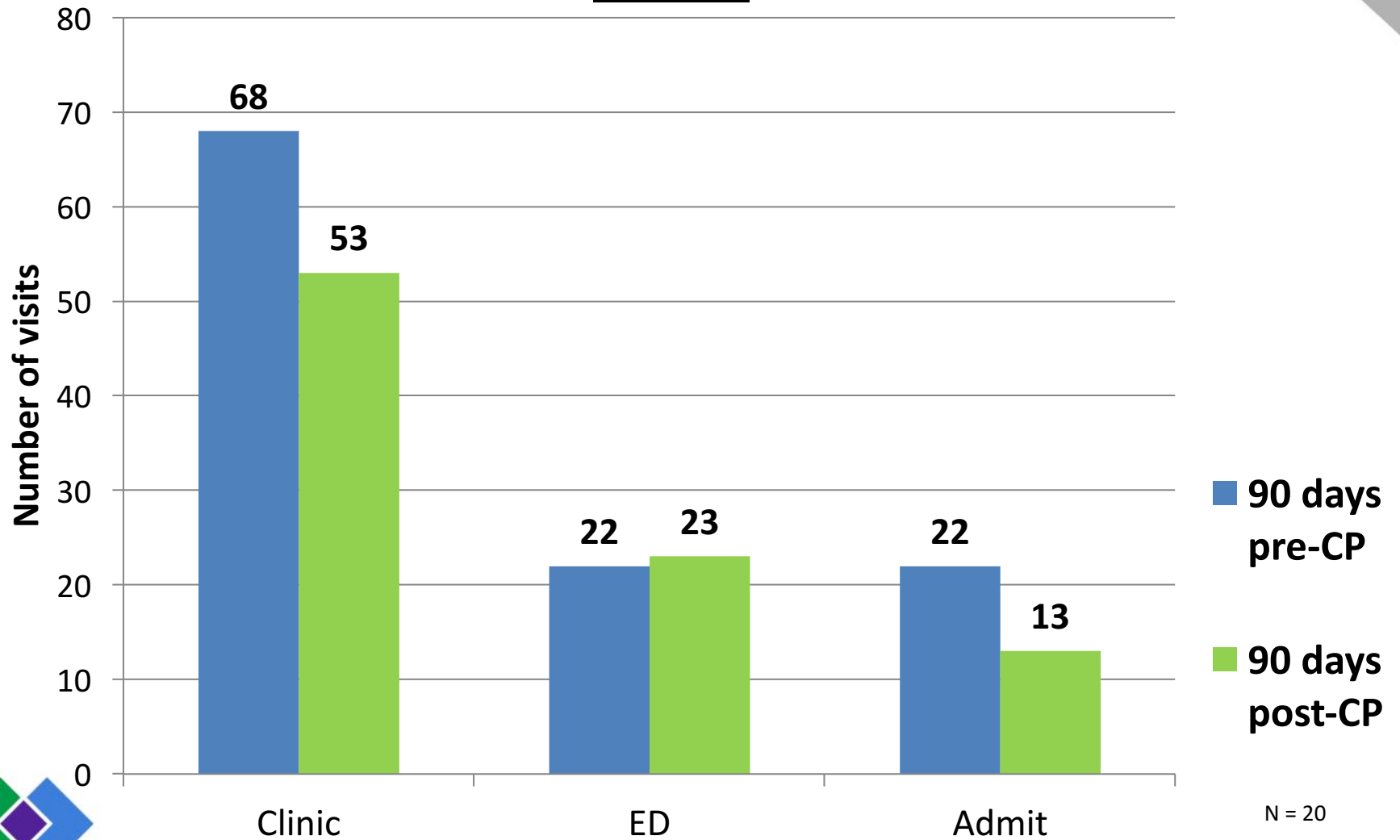


Community Paramedic Pilot Patients with CP Visits



N = 38

Community Paramedic Pilot Matched Control Patients without CP visits



N = 20

Hospital Capacity

Primary units for CHF admissions

OCCUPANCY:

				Total Occp
ICU/Med/Surg:	299	Current Req:	1	98.0%
Inpatient:	265	Current Req:	1	98.5%
Obs/Ext (C63/C61):	34	Current Req:	0	94.4%
Mental Health:	97	Current Req:	4	102.0%

UNIT CENSUS:

S6 MICU	16	100.0%	NE4	18	90.0%
S6	19	95.0%	NE5	19	100.0%
S7	35	97.2%	NE6	20	100.0%
S8	35	97.2%	NE7	20	100.0%
S9	36	100.0%	NE8	20	100.0%
S10	36	100.0%			
S11	36	100.0%			
W3	18	100.0%			
C54	16	88.9%			
C91	18	100.0%			
C63	19	95.0%			
C61	15	93.8%			

Emergency Department

	Volume	
ED Patient Census	63	185.3%
ED Waiting	11	



Partners

Medical Record

Finance

Pharmacy

Laboratory

Logistics

Public – Private Partnership

Data Use

Consent

IRB

Workflow

Patient Identification

MD Orders

Equipment

Paperwork

Staff

Community Paramedics

Physicians

Research Team

Training





Hospital + Home





Hospital + Home

Early Discharge

- CHF
- Criteria based
- Responding to treatments

Acute Care in the Home

- CP and MD visits
- IV Diuretics
- 24/7 Monitoring

What does Hospital + Home include?

Hospital at Home phase

This phase starts at your discharge from the hospital and ends when you no longer need hospital level care in your home (typically 2 to 7 days). During this phase, our program provides:

- Transportation from the hospital to your home.
- A supply of all prescribed heart failure medications.
- A pack of 15 meals to help you continue enjoying a heart healthy diet.
- A care team member who will meet you at your home after you are discharged from the hospital to review your hospital discharge instructions and medications, and answer any questions about the program and your care.



Giving report in today's real world



Hi. We're here with (redacted) -
Mild confusion this am
SpO2 95%
94/54
Temp 97.7
Weight down about a pound
Edema +4 in ankles
No complaints

ok let's hold lasix today, get
labs to see how his kidneys are
faring before we decide on
future doses

Sounds good

also no more metoprolol or
spironolactone today. (it's ok if
he took it already this
morning-- we should just hold
future doses) any other BP
meds?

He already took Spiro this am,
pulled Metoprolol from PM.
Should I pull Spiro from

Hospital + Home

Daily Visits

- Medications
- Lab Draws
- Assessment
- Care Coordination

Broad Support

- Food
- Bridge to Primary Care
- Connect to CHW

Know when to call

Call 1-844-881- if you:

- Are having trouble breathing.
- Are unable to lie flat and have to sleep sitting up.
- Have swelling in your feet, ankles, legs or abdomen.
- Have no energy and feel tired all the time.
- Have a dry hacking cough.
- If you need to reschedule your home visit

Call 1-888-243- if your:

- LinkView monitoring equipment is not working properly.

Call **911** if you:

- Are struggling to breathe.
- Have chest pain.
- Are confused and unable to think clearly.



Hospital + Home

Education

- 1-2 visits/week by Community Paramedic
- MTM, Dietician

Hospital + Home

Education at Home phase

Wellness

- Transition to Primary Care
- Referral to CP if needed

Hospital + Home

Wellness at Home phase



On first day of H+H...

UNIT CENSUS:		
S6 MICU	14	87.5%
S6	19	100.0%
S7	34	94.4%
S8	36	100.0%
S9	36	100.0%
S10	36	100.0%
S11	36	100.0%
W3	18	100.0%
C54	17	94.4%
C91	18	100.0%
C63	20	100.0%
C61	16	100.0%


Open bed
from H+H
enrollment



EMS Physicians







Thank you!

Tia Radant

Tia.M.Radant@HealthPartners.com

Jennifer Murphree

Jennifer.B.Murphree@HealthPartners.com

Aaron Burnett

Aaron.M.Burentt@HealthPartners.com

“The hospital is a human invention and as such can
be reinvented at any time”

-LELAND R. KAISER, PH.D.

