

Window and Balcony Toronto Daycare Presentation

Objective:

- Promote Window and Balcony Safety to Preschool and School age children.
- Target communities considered to be at high risk for injuries related to falls from balconies and windows.

Educational Tools:

- Paramedics
- Balcony and Window Pictures and Diagrams
- Puppet and Theatre
- Guitar
- Cardboard Ambulance
- Information packages

Procedure:

- Prescheduled Visits are confirmed 1 week prior to presentation date
- Prepare information packages containing; coloring pages, EMS brochure, PPWBS brochure, Child car safety in hot weather brochure, Tattoo and Junior paramedic sticker
- Visit daycares at scheduled times delivering interactive presentation
- Relevant information entered onto spread sheet each day after visit is complete

Presentation Format:

- Greet ECE staff and introduction of paramedics to the children
- Introduction of Paramedic profession utilizing the cardboard ambulance as a visualization tool
- Explanation of paramedic duties as well as the purpose of 911
- Interacting with the children in having them repeat the emergency number "911"
- Introduction of "Sunny" the puppet as our Junior Paramedic. Incorporating ways in which children can become Junior paramedics by knowing how to be safe
- Review general safety tips such as bike helmets, seatbelts, life jackets and crossing the streets as a lead into new safety tips regarding balconies and open windows
- Discussion on dangers of open windows utilizing the "stay away" message as well as showing the children diagrams in order to help them understand

- ## On the Balcony

Don't Go Out


Don't Go Out


Don't Go Out


 (repeat) **Play it safe**

 Open Window

 **Stay Away**

 **Stay Away**

 **Stay Away**

 (repeat)

Play it Safe

- 2